

DEPARTMENT OF AGRICULTURE

1001 South Mount Vernon Avenue, Bakersfield, California 93307
(805) 868-6300 FAX (805) 868-6301

THEODORE K. DAVIS
Agricultural Commissioner

LOUIE I. CERVANTES
Assistant Commissioner



JACK E. MARKS
Deputy Commissioner

DAVID J. MOORE
Deputy Commissioner

1997

Ms. Ann M. Veneman, Secretary
California Dept. of Food & Agriculture
-and-
The Honorable Board of Supervisors
County of Kern

In accordance with Section 2279 of the California Food and Agricultural Code, I submit the Agricultural Crop Report for 1997.

The 1997 total value of agricultural commodities produced in Kern County is \$2,192,923,000. This represents a 5% growth over the 1996 value and has for the second year exceeded the \$2 Billion mark.

Grapes retains its prominence as the number one commodity. In 1986 grapes replaced cotton as the number one commodity for the first time. Grapes have remained the number one crop since 1993. Most notable is the shift of cotton to the number three position. Since 1970 Cotton has historically been either the number one or number two commodity. This continues a downward trend in cotton production that began in 1993. Citrus takes over the number two position with a 58% increase in value. This increase is primarily due to an increase in the number of bearing acres and an increase in the production per acre. Lettuce moved into the top twenty crops with a 105% increase. Both production per acre and price were up.

These figures represent a **Gross** receipt of producers and **Do Not** take into account the various costs of production, marketing, or transportation. **No attempt is made to reflect net income of the producer.**

Respectfully submitted,

A handwritten signature in black ink, appearing to read "Theodore K. Davis".

Theodore K. Davis
Agricultural Commissioner

KERN COUNTY 1997 CROP REPORT - TABLE OF CONTENTS

<i>Top 20 Crops</i>	<i>1</i>
<i>Permanent Acreage</i>	<i>2</i>
<i>Fruit and Nut Crops</i>	<i>4</i>
<i>Seed Crops</i>	<i>6</i>
<i>Field Crops</i>	<i>7</i>
<i>Vegetable Crops</i>	<i>8</i>
<i>Agriculture & The World Wide Web</i>	<i>10</i>
<i>Nursery Crops</i>	<i>12</i>
<i>Industrial and Wood Crops</i>	<i>12</i>
<i>Livestock and Poultry</i>	<i>13</i>
<i>Livestock and Poultry Products</i>	<i>13</i>
<i>Apiary Products</i>	<i>14</i>
<i>Kern County Value Comparison by Commodity Group - 1996-1997</i>	<i>14</i>
<i>Summary - 1997</i>	<i>15</i>
<i>Pest Prevention and Control</i>	<i>16</i>
<i>Kern County Harvested Acres 1988-1997 Bar Graph</i>	<i>17</i>
<i>Kern County Total Crop Value 1978-1997 Area Graph</i>	<i>17</i>
<i>Kern County Agricultural Commissioner's Office Personnel</i>	<i>18</i>

KERN COUNTY 1997 CROP REPORT - TOP 20 CROPS

COMMODITY	VALUE	1996 RANK
1. Grapes	\$496,287,000	1
2. Citrus, Fresh and Processing	300,496,000	4
3. Cotton, Including Processed Cottonseed	300,085,000	2
4. Almonds, Including By-Products	203,452,000	3
5. Market Milk	118,481,000	5
6. Hay, Alfalfa	82,528,000	10
7. Pistachios	80,526,000	12
8. Nursery Crops	79,629,000	9
9. Cattle and Calves	76,831,000	8
10. Potatoes, Fresh and Processing	64,932,000	6
11. Carrots, Fresh and Processing	51,023,000	7
12. Apples, All	41,715,000	11
13. Wheat	27,276,000	13
14. Onions, Fresh and Dehydrator	22,505,000	14
15. Lettuce	17,438,000	22
16. Plums	15,267,000	15
17. Watermelons	14,955,000	17
18. Sheep and Lambs	14,107,000	18
19. Peaches	11,945,000	16
20. Garlic, Fresh and Dehydrator	9,082,000	19

KERN COUNTY 1997 CROP REPORT - PERMANENT ACREAGE

<i>CROP</i>	<i>YEAR</i>	<i>BEARING</i>	<i>NON-BEARING</i>	<i>TOTAL</i>
<i>Almonds</i>	<i>1997</i>	<i>72,620</i>	<i>14,959</i>	<i>87,579</i>
	<i>1996</i>	<i>73,383</i>	<i>13,024</i>	<i>86,407</i>
<i>Apples</i>	<i>1997</i>	<i>5,094</i>	<i>90</i>	<i>5,184</i>
	<i>1996</i>	<i>5,051</i>	<i>141</i>	<i>5,192</i>
<i>Apricots</i>	<i>1997</i>	<i>837</i>	<i>29</i>	<i>866</i>
	<i>1996</i>	<i>835</i>	<i>52</i>	<i>887</i>
<i>Cherries</i>	<i>1997</i>	<i>185</i>	<i>98</i>	<i>283</i>
	<i>1996</i>	<i>101</i>	<i>186</i>	<i>287</i>
<i>Figs</i>	<i>1997</i>	<i>404</i>	<i>111</i>	<i>515</i>
	<i>1996</i>	<i>404</i>	<i>111</i>	<i>515</i>
<i>Grapefruit</i>	<i>1997</i>	<i>1,030</i>	<i>314</i>	<i>1,344</i>
	<i>1996</i>	<i>990</i>	<i>358</i>	<i>1,348</i>
<i>GRAPES, ALL</i>	<i>1997</i>	<i>77,239</i>	<i>10,657</i>	<i>87,896</i>
	<i>1996</i>	<i>74,463</i>	<i>9,203</i>	<i>83,666</i>
<i>Raisin</i>	<i>1997</i>	<i>26,408</i>	<i>837</i>	<i>27,245</i>
	<i>1996</i>	<i>25,806</i>	<i>1,547</i>	<i>27,353</i>
<i>Table</i>	<i>1997</i>	<i>24,613</i>	<i>5,042</i>	<i>29,655</i>
	<i>1996</i>	<i>23,792</i>	<i>5,176</i>	<i>28,968</i>
<i>Wine</i>	<i>1997</i>	<i>26,218</i>	<i>4,778</i>	<i>30,996</i>
	<i>1996</i>	<i>24,865</i>	<i>2,480</i>	<i>27,345</i>
<i>Jojoba</i>	<i>1997</i>	<i>0</i>	<i>0</i>	<i>0</i>
	<i>1996</i>	<i>0</i>	<i>0</i>	<i>0</i>
<i>Kiwi</i>	<i>1997</i>	<i>230</i>	<i>0</i>	<i>230</i>
	<i>1996</i>	<i>400</i>	<i>0</i>	<i>400</i>
<i>Lemons</i>	<i>1997</i>	<i>3,919</i>	<i>66</i>	<i>3,985</i>
	<i>1996</i>	<i>3,143</i>	<i>68</i>	<i>3,211</i>
<i>Nectarines</i>	<i>1997</i>	<i>2,399</i>	<i>10</i>	<i>2,409</i>
	<i>1996</i>	<i>2,343</i>	<i>56</i>	<i>2,399</i>
<i>Olives</i>	<i>1997</i>	<i>1,154</i>	<i>14</i>	<i>1,168</i>
	<i>1996</i>	<i>2,052</i>	<i>84</i>	<i>2,136</i>

KERN COUNTY 1997 CROP REPORT - PERMANENT ACREAGE

CROP	YEAR	BEARING	NON-BEARING	TOTAL
<i>ORANGES, ALL</i>	1997	36,644	1,842	38,486
	1996	36,260	1,401	37,661
<i>Navels</i>	1997	27,476	1,383	28,859
	1996	26,868	1,375	28,243
<i>Valencias</i>	1997	9,168	459	9,627
	1996	9,392	26	9,418
<i>Peaches</i>	1997	2,862	24	2,886
	1996	2,610	249	2,859
<i>Pears</i>	1997	416	16	432
	1996	416	16	432
<i>Pecans</i>	1997	603	0	603
	1996	658	0	658
<i>Persimmons</i>	1997	81	22	103
	1996	71	32	103
<i>Pistachios</i>	1997	24,222	7,118	31,340
	1996	23,869	7,156	31,025
<i>Plums</i>	1997	2,904	28	2,932
	1996	2,957	37	2,994
<i>Pomegranates</i>	1997	438	6	444
	1996	438	6	444
<i>Prunes</i>	1997	102	217	319
	1996	102	213	315
<i>Tangerines & Tangelos</i>	1997	1,615	355	1,970
	1996	1,352	258	1,610
<i>Walnuts</i>	1997	1,413	46	1,459
	1996	1,504	31	1,535
<i>Misc.</i>	a/1997	310	0	310
	b/1996	13	0	13
TOTALS	1997	236,721	36,022	272,743
	1996	233,415	32,682	266,097

a/ Same as b/ plus Plumcot and Table Grape-Raisin. b/ Includes: Chestnut, Guava/Feijoa, Kumquat, and Loquat.

KERN COUNTY 1997 CROP REPORT - FRUITS & NUTS

CROP	YEAR	HARVESTED ACRES	PRODUCTION PER ACRE	TOTAL PRODUCTION	UNIT	UNIT VALUE	TOTAL VALUE
<i>Almonds</i>	1997	72,620	0.83	a/60,600	Ton	\$3,058.00	\$185,336,000
	1996	73,383	0.64	a/47,200	Ton	4,065.00	191,860,000
<i>Almond</i>	1997	---	---	239,000	Ton	75.80	18,116,000
<i>By-Products</i>	*1996	---	---	197,000	Ton	77.90	15,347,000
<i>APPLES, ALL</i>	1997	5,094	17.02	86,700	Ton	---	41,715,000
	1996	5,051	21.08	106,500	Ton	---	58,590,000
<i>Fresh</i>	1997	---	---	60,100	Ton	636.00	38,241,000
	1996	---	---	67,500	Ton	791.00	53,413,000
<i>Processing</i>	1997	---	---	26,600	Ton	131.00	3,474,000
	1996	---	---	39,000	Ton	133.00	5,177,000
<i>Apricots</i>	1997	837	5.14	4,300	Ton	751.00	3,228,000
	1996	835	3.95	3,300	Ton	1,273.00	4,202,000
<i>CITRUS, ALL</i>	1997	43,208	18.85	814,300	Ton	---	300,496,000
	*1996	41,745	13.40	559,500	Ton	---	189,778,000
<i>Grapefruit</i>	1997	1,030	11.60	11,900	Ton	361.00	4,301,000
	1996	990	16.80	16,600	Ton	326.00	5,405,000
<i>Lemons</i>	1997	3,919	24.32	95,300	Ton	496.00	47,254,000
	1996	3,143	11.33	35,600	Ton	525.00	18,676,000
<i>Oranges, Navel</i>	1997	27,476	14.92	410,000	Ton	429.00	175,865,000
	1996	26,868	9.94	267,000	Ton	370.00	98,883,000
<i>Oranges, Valencia</i>	1997	9,168	13.63	125,000	Ton	436.00	54,562,000
	1996	9,392	11.50	108,000	Ton	507.00	54,788,000
<i>Tangerine & Tangelo</i>	1997	1,615	9.97	16,100	Ton	627.00	10,097,000
	1996	1,352	11.32	15,300	Ton	370.00	5,658,000
<i>Processing, All Citrus</i>	1997	---	---	156,000	Ton	54.00	8,417,000
	*1996	---	---	117,000	Ton	54.40	6,368,000
<i>GRAPES, ALL</i>	1997	77,239	10.41	803,990	Ton	---	496,287,000
	*1996	74,463	8.22	612,000	Ton	---	428,049,000
<i>Raisin Variety</i>	b/1997	26,408	9.23	243,870	Ton	---	149,156,000
	*b/1996	25,806	7.65	198,000	Ton	---	142,735,000
<i>Fresh Market</i>	1997	---	---	113,000	Ton	1,096.00	123,852,000
	1996	---	---	77,500	Ton	1,154.00	89,438,000
<i>Raisins</i>	c/1997	---	---	6,280	Ton	925.00	5,811,000
	*c/1996	---	---	2,540	Ton	1,041.00	2,645,000

KERN COUNTY 1997 CROP REPORT - FRUITS & NUTS

CROP	YEAR	HARVESTED ACRES	PRODUCTION PER ACRE	TOTAL PRODUCTION	UNIT	UNIT VALUE	TOTAL VALUE
<i>Processing</i>	1997	---	---	7,370	Ton	\$ 248.00	\$ 1,827,000
	1996	---	---	11,600	Ton	248.00	2,875,000
<i>Crushed</i>	1997	---	---	97,100	Ton	182.00	17,666,000
	1996	---	---	65,000	Ton	193.00	12,554,000
<i>Juice</i>	1997	---	---	0	Ton	0	0
	1996	---	---	2,420	Ton	250.00	606,000
<u>Table Variety</u>	1997	24,613	11.56	284,500	Ton	---	262,185,000
	1996	23,792	7.69	183,000	Ton	---	218,530,000
<i>Fresh Market</i>	1997	---	---	219,700	Ton	1,147.00	252,071,000
	1996	---	---	154,000	Ton	1,384.00	213,113,000
<i>Crushed</i>	1997	---	---	64,800	Ton	156.00	10,114,000
	1996	---	---	29,000	Ton	187.00	5,417,000
<i>Raisin</i>	d/1997	---	---	---	Ton	---	---
	1996	---	---	---	Ton	---	---
<u>Wine Variety</u>	1997	26,218	10.51	275,620	Ton	---	84,946,000
	1996	24,865	9.29	231,000	Ton	---	66,784,000
<i>Crushed</i>	1997	---	---	272,000	Ton	299.00	81,297,000
	1996	---	---	228,000	Ton	290.00	66,034,000
<i>Juice</i>	1997	---	---	3,620	Ton	1,008.00	3,649,000
	1996	---	---	3,000	Ton	250.00	750,000
<i>Kiwi</i>	1997	230	6.74	1,550	Ton	1,102.00	1,708,000
	1996	400	3.93	1,570	Ton	1,159.00	1,820,000
<i>Nectarines</i>	1997	2,399	4.29	10,300	Ton	960.00	9,890,000
	1996	2,343	5.00	11,700	Ton	836.00	9,794,000
<i>Olives</i>	1997	1,154	3.26	3,760	Ton	655.00	2,464,000
	1996	2,052	6.48	13,300	Ton	631.00	8,387,000
<i>Peaches</i>	1997	2,862	4.61	13,200	Ton	905.00	11,945,000
	1996	2,610	5.94	15,500	Ton	973.00	15,087,000
<i>Pistachios</i>	1997	24,222	1.47	e/35,600	Ton	2,262.00	80,526,000
	1996	23,869	0.93	e/22,300	Ton	2,263.00	50,459,000
<i>Plums</i>	1997	2,904	5.75	16,700	Ton	914.00	15,267,000
	1996	2,957	7.68	22,700	Ton	851.00	19,324,000
<i>Walnuts</i>	1997	1,413	1.44	e/2,030	Ton	1,283.00	2,604,000
	1996	1,504	2.38	e/3,580	Ton	1,507.00	5,394,000

KERN COUNTY 1997 CROP REPORT - FRUITS & NUTS

CROP	YEAR	HARVESTED ACRES	PRODUCTION PER ACRE	TOTAL PRODUCTION	UNIT	UNIT VALUE	TOTAL VALUE
Misc.	f/1997	2,444	---	6,380	Ton	---	\$ 6,729,000
	g/1996	2,400	---	13,000	Ton	---	11,898,000
TOTALS	1997	236,626	---	2,098,410	Ton	---	\$ 1,176,311,000
	1996	233,612	---	1,629,150	Ton	---	1,009,989,000

*Revised

a/ Almond production stated in terms of Nut Meat Equivalent.

b/ Total production includes raisins on a Fresh Equivalent basis.

c/ A combined value reflecting free tonnage and reserve tonnage.

Dry Ratio: 1996 - 4.30 to 1 1997 - 4.20 to 1

d/ Acres, total production, and total value are in Miscellaneous Fruit & Nut.

e/ Pistachio and walnut production stated in terms of In-shell Equivalent.

f/ Includes: Blueberries, Bushberries, Cherries, Figs (Fresh and Dry), Guava/Feijoas, Kumquats, Loquats, All Pears, Pecans, Persimmons, Plumcots, Pomegranates, Prunes, Raspberries, Strawberries, and Table Grapes for Raisin Use.

g/ Includes: Apples (Processed), Bushberries, Cherries, Chestnuts, Figs (Fresh and Dry), Guava/Feijoas, Kumquats, Peaches (Processed), All Pears, Pecans, Persimmons, Pomegranates, Prunes, and Strawberries.

KERN COUNTY 1997 CROP REPORT - SEED CROPS

CROP	YEAR	HARVESTED ACRES	TOTAL PRODUCTION	UNIT	UNIT VALUE	TOTAL VALUE
Cotton	1997	20,840	18,200	Ton	a/\$226.00	\$4,121,000
	1996	25,160	21,900	Ton	a/216.00	4,728,000
Field	b/1997	2,656	7,560	Ton	---	1,237,000
	c/1996	2,150	4,620	Ton	---	932,000
Vegetable	d/1997	204	21	Ton	---	320,000
	e/1996	107	34	Ton	---	263,000
TOTALS	1997	f/2,860	25,781	Ton	---	\$5,678,000
	1996	f/2,257	26,554	Ton	---	5,923,000

a/ Includes a per acre approval.

b/ Includes: Alfalfa, Barley, Blackeyes, Triticale, and Wheat.

c/ Includes: Alfalfa, Barley, Blackeyes, Oats, Rye, Safflower, Wheat, and Other.

d/ Includes: Lettuce, Radish, Broccoli, Cabbage, and Onion.

e/ Includes: Lettuce and Onions.

f/ Does not include cotton acreage.

KERN COUNTY 1997 CROP REPORT - FIELD CROPS

CROP	YEAR	HARVESTED PRODUCTION		TOTAL PRODUCTION	UNIT	UNIT VALUE	TOTAL VALUE
		ACRES	PER ACRE				
Barley	a/1997	7,820	0.75	5,860	Ton	\$ 117.00	\$ 684,000
	1996	23,287	1.89	44,000	Ton	147.00	6,452,000
Beans, Dry Edible	1997	7,081	1.35	9,570	Ton	559.00	5,348,000
	1996	5,793	1.14	6,600	Ton	590.00	3,893,000
Cotton Lint, Acala	1997	196,665	b/1,297	c/515,000	Bale	d/0.75	191,306,000
	1996	237,125	b/1,207	c/578,000	Bale	d/0.81	231,830,000
Cotton Lint, Pima	1997	55,730	b/1,201	c/135,000	Bale	d/1.03	68,940,000
	1996	56,625	b/1,045	c/120,000	Bale	d/1.11	65,682,000
Cottonseed, Processing	1997	---	---	218,000	Ton	183.00	39,839,000
	1996	---	---	244,000	Ton	183.00	44,572,000
Hay, Alfalfa	1997	95,000	7.08	673,000	Ton	123.00	82,528,000
	1996	81,000	8.12	658,000	Ton	106.00	69,389,000
Hay, Grain	1997	10,000	2.44	24,400	Ton	138.00	3,357,000
	1996	10,000	3.25	32,500	Ton	83.60	2,717,000
Hay, Other	1997	5,000	2.40	12,000	Ton	85.80	1,029,000
	1996	4,500	2.87	12,900	Ton	102.00	1,317,000
Pasture, Irrigated	1997	8,000	---	---	Acre	135.00	1,080,000
	1996	10,000	---	---	Acre	135.00	1,350,000
Pasture, Other	1997	---	---	---	---	---	1,019,000
	1996	---	---	---	---	---	1,341,000
Pasture, Range	1997	2,215,181	---	---	Acre	5.00	11,076,000
	1996	2,167,484	---	---	Acre	5.00	10,837,000
Safflower	1997	5,900	1.29	7,610	Ton	323.00	2,458,000
	1996	13,600	1.32	18,000	Ton	332.00	5,970,000
Silage and Forage	1997	30,000	17.90	538,000	Ton	17.00	9,144,000
	1996	22,500	19.60	441,000	Ton	17.90	7,894,000
Sugar Beets	1997	3,785	31.70	120,000	Ton	37.00	4,440,000
	1996	7,218	28.00	202,000	Ton	36.00	7,276,000
Wheat	1997	73,000	2.66	194,000	Ton	141.00	27,276,000
	1996	67,000	2.68	180,000	Ton	168.00	30,208,000
Misc.	e/1997	---	---	---	---	---	4,502,000
	f/1996	---	---	---	---	---	4,645,000

a/ May contain dryland b/ Pounds Lint Per Acre c/ 495 Pounds Net Weight Bale d/ Price Per Pound

e/ Includes: Field Corn (Grain), Sorghum Grain, and Straw f/ Includes: Field Corn (Grain), Rye, Sorghum Grain, and Straw. g/ Doesn't include Range acreage.

KERN COUNTY 1997 CROP REPORT - VEGETABLE CROPS

<i>CROP</i>	<i>YEAR</i>	<i>HARVESTED ACRES</i>	<i>PRODUCTION PER ACRE</i>	<i>TOTAL PRODUCTION</i>	<i>UNIT</i>	<i>UNIT VALUE</i>	<i>TOTAL VALUE</i>
<i>Cantaloupes</i>	1997	2,283	15.64	35,700	Ton	\$ 222.00	\$ 7,941,000
	1996	2,476	15.70	39,000	Ton	257.00	9,975,000
<i>Corn, Sweet</i>	1997	469	5.91	2,770	Ton	217.00	602,000
	1996	599	8.10	4,850	Ton	225.00	1,092,000
<i>Garlic, Dehydrator</i>	1997	1,781	5.59	9,960	Ton	196.00	1,948,000
	1996	1,760	8.13	14,300	Ton	206.00	2,951,000
<i>Garlic, Fresh</i>	1997	1,141	5.68	6,480	Ton	1,100.00	7,134,000
	1996	1,310	7.02	9,200	Ton	1,204.00	11,077,000
<i>Lettuce, Head</i>	1997	3,760	19.50	73,360	Ton	---	17,438,000
<i>Naked Pack</i>		---	---	59,000	Ton	243.00	14,331,000
<i>Wrapped Pack</i>		---	---	4,260	Ton	308.00	1,311,000
<i>Bulk Shredder</i>		---	---	10,100	Ton	178.00	1,796,000
<i>Lettuce, Head</i>	1996	3,467	14.10	49,000	Ton	---	8,524,000
<i>Naked Pack</i>		---	---	38,500	Ton	176.00	6,757,000
<i>Wrapped Pack</i>		---	---	6,540	Ton	193.00	1,263,000
<i>Bulk Shredder</i>		---	---	3,970	Ton	127.00	504,000
<i>Melons, Other</i>	1997	1,000	15.25	15,300	Ton	224.00	3,422,000
	1996	1,041	16.99	17,700	Ton	236.00	4,179,000
<i>Onions, Fresh</i>	1997	1,621	27.58	44,700	Ton	244.00	10,905,000
	1996	1,925	22.29	42,900	Ton	288.00	12,375,000
<i>Onions, Dehydrator</i>	1997	7,867	19.19	151,000	Ton	76.80	11,600,000
	1996	6,751	18.32	123,700	Ton	78.70	9,733,000
<i>Peppers, Bell</i>	1997	1,511	16.90	25,500	Ton	230.10	5,867,000
	1996	1,526	15.34	23,400	Ton	358.00	8,380,000

KERN COUNTY 1997 CROP REPORT - VEGETABLE CROPS

CROP	YEAR	HARVESTED ACRES	PRODUCTION PER ACRE	TOTAL PRODUCTION	UNIT	UNIT VALUE	TOTAL VALUE
POTATOES, ALL	1997	25,874	15.80	408,580	Ton	---	\$ 64,932,000
	*1996	22,820	19.12	436,400	Ton	---	84,130,300
Spring Total	1997	23,815	16.00	382,200	Ton	---	57,138,000
	*1996	20,550	19.53	401,400	Ton	---	74,360,000
Fresh Market	1997	---	---	240,800	Ton	\$193.00	46,426,000
	1996	---	---	267,700	Ton	241.00	64,489,000
Processing	1997	---	---	81,200	Ton	127.00	10,291,000
	1996	---	---	80,200	Ton	121.00	9,710,000
Culls	1997	---	---	60,200	Ton	7.00	421,000
	*1996	---	---	53,500	Ton	3.00	161,000
Winter Total	1997	2,059	12.81	26,380	Ton	---	7,794,000
	*1996	2,270	15.42	35,000	Ton	---	9,770,300
Fresh Market	1997	---	---	21,100	Ton	368.00	7,757,000
	1996	---	---	29,200	Ton	332.00	9,706,000
Culls	1997	---	---	5,280	Ton	7.00	37,000
	*1996	---	---	5,800	Ton	11.00	64,300
Tomatoes, Processing	1997	2,324	39.60	92,000	Ton	51.00	4,694,000
	1996	4,600	34.60	159,000	Ton	53.60	8,525,000
Watermelons, Seeded	1997	2,023	21.60	43,700	Ton	106.00	4,647,000
	1996	2,946	22.30	65,800	Ton	95.70	6,295,000
Watermelons, Seedless	1997	1,712	30.30	51,800	Ton	199.00	10,308,000
	1996	1,912	24.00	45,800	Ton	173.00	7,907,000
Misc.	a/1997	48,169	---	1,414,300	Ton	---	78,235,000
	b/1996	39,353	---	1,147,300	Ton	---	84,554,000
TOTALS	1997	101,535	---	2,375,150	Ton	---	\$229,673,000
	1996	92,486	---	2,178,350	Ton	---	259,697,300

* Revised

a/ Includes: Asparagus, Beans (Snap), Broccoli, Cabbage, Carrots, Cauliflower, Eggplant, Herbs (Spice), Leaf Lettuce, Lima Beans, Mixed Greens, Mushrooms, Napa Cabbage, Okra, Onions (Green), Parsley, Peas, Pea Sprouts, Peppers (Chili and Processing), Pumpkins, Radishes, Red Beets, Romaine Lettuce, Rutabagas, Spinach, Squash, Sweet Potatoes, Tomatoes (Fresh), and Turnips.

b/ Includes: Artichokes, Asparagus, Beans (Snap), Broccoli, Cabbage, Carrots, Cauliflower, Eggplant, Leaf Lettuce, Mixed Greens, Mushrooms, Napa Cabbage, Okra, Onions (Green), Parsnips, Pea Sprouts, Peppers (Chili and Processing), Pumpkins, Radishes, Red Beets, Rutabagas, Squash, Sweet Potatoes, and Turnips.



AGRICULTURE &

The Kern County Agricultural Commissioner's Office and the Internet

Our office has maintained a presence on the World Wide Web for over three years. The tremendous explosion of information available through this medium promises to reshape the way agribusiness is conducted in our valley. Listed below are just a few of the services available to the San Joaquin valley agricultural community through our home page:

Export Information

With more and more agricultural commodities being exported from our area every year, the Kern County Agricultural Commissioner's Office devotes a portion of its home page to current, reliable export information. Purdue University maintains a subscription database detailing export requirements for more than 200 countries. Our office maintains a subset of this database with shipping requirements for over 100 countries of local interest. This free service allows area exporters to keep abreast of changing requirements for locally produced export commodities.

We also maintain an on-line reference of local exporters so that anyone, anywhere in the world can contact valley shippers for information on specific commodities of interest. Contact our office to be included in this resource.

Crop Reports

The statistical information included in our annual crop report is useful to a wide variety of agribusiness related industries. We have published five years of crop reports on-line to date, and will ultimately release all seventy plus year's worth of data on our web site, providing instant access to this information to a world-wide audience.

Other Information

Log on to our site and download California registered pesticide data, jump to the Weather Center for frequently updated valley weather forecasts, or e-mail office staff. Our site also includes timely press releases, bulletins, and information on current issues (seminars, meetings, etc.).

Visit us at: <http://www.netxn.com/~agcom15/>

THE WORLD WIDE WEB

Agriculture Related Resources on the Internet

One of the most valuable resources on a well executed web page is the wealth of related sites available to visitors. These jumping off points often lead to resources unfamiliar to the navigator. Listed below are some of the related pages one can access from the Kern County Agricultural Commissioner's Office home page:

The USDA Foreign Agricultural Service (FAS)

This site offers trade reports by country and counseling services for exporters such as trade leads, buyer lists, and credit guarantee programs.

Cdfa Agricultural Export Program

This web page provides information on upcoming trade shows, international mission information and resources, and a vast array of export publications.

The Kern County Farm Bureau

This site offers a five day cotton planting forecast in Fahrenheit degree days, information on the recently implemented Agricultural Biology concentration at Cal State University Bakersfield, and Kern County's own Farm News on-line.

USDA Animal and Plant Health Inspection Services (APHIS)

Information available at this site includes current Medfly infestation information, wheat Karnal Bunt statistics for the United States, and on-line access to hundreds of USDA APHIS publications.

California Department of Pesticide Regulation

This very useful and informative site includes a free subscription e-mail service for current department news releases and endangered species information, and the most up-to-date Section 18 information available anywhere. This site also includes query engines for finding the most current product/label information for California registered pesticides and for determining section based endangered species habitat/pesticide use limitations.

Precision Farming

The University of Georgia College of Agricultural and Environmental Sciences maintains a detailed reference for those interested in technology on the farm. GIS, GPS, variable rate technology, soil mapping, and computer hardware & software information can all be found at this site.

Visit us at: <http://www.netxn.com/~agcom15/>

KERN COUNTY 1997 CROP REPORT - NURSERY CROPS

CROP	YEAR	HARVESTED		UNIT	UNIT VALUE	TOTAL	
		ACRES	PRODUCTION			VALUE	VALUE
Christmas Trees	1997	---	---	5,800	Tree	---	\$ 123,000
	1996	---	---	8,650	Tree	---	167,000
Fruit and Nut Trees, Vines	a/1997	503	52,648,000		Plant	---	39,813,000
	a/1996	280	11,749,000		Plant	---	31,122,000
Herbaceous Plants	1997	---	---	---	---	---	1,504,000
	1996	---	---	---	---	---	2,664,000
Ornamental Trees & Shrubs	a/1997	20	266,000		Plant	---	447,000
	a/1996	11	66,000		Plant	---	458,000
Propagative Material	1997	---	---	---	---	---	1,020,000
	1996	---	---	---	---	---	1,168,000
Roses	1997	1,522	22,179,000		Plant	\$1.35	30,007,000
	1996	1,590	28,956,000		Plant	1.08	31,315,000
Turf	1997	840	36,595,000		Sq Ft	0.18	6,715,000
	1996	700	30,492,000		Sq Ft	0.18	5,489,000
TOTALS	1997	2,885	---	---	---	---	\$79,629,000
	1996	2,581	---	---	---	---	72,383,000

a/ Includes container grown plants.

INDUSTRIAL AND WOOD CROPS - 1997

CROP	YEAR	TOTAL		UNIT	UNIT VALUE	TOTAL	
		PRODUCTION	UNIT			VALUE	VALUE
Biomass and Composting	1997	571,000		Ton	---	---	\$9,948,000
	1996	302,000		Ton	---	---	8,009,000
Timber	a/1997	3,707,000		Brd Ft	---	---	1,633,000
	a/1996	33,000		Brd Ft	---	---	24,000
Wood for Fuel	1997	1,650		Cords	b/\$26.00	---	43,000
	1996	1,030		Cords	b/16.50	---	17,000
TOTAL	1997	---	---	---	---	---	\$11,624,000
	1996	---	---	---	---	---	8,050,000

a/ Previous year's production and value based on information provided by: Timber Tax Division, Property Tax Department, State Board of Equalization.

b/ Price includes U.S. Forest Service Permits for woodcutting.

KERN COUNTY 1997 CROP REPORT - LIVESTOCK & POULTRY

KIND	YEAR	NUMBER OF HEAD	TOTAL LIVEWEIGHT	UNIT	UNIT VALUE	TOTAL VALUE
<i>Cattle and Calves</i>	1997	346,000	1,119,000	Cwt	\$68.70	\$76,831,000
	1996	298,000	1,129,000	Cwt	63.75	72,614,000
<i>Sheep and Lambs</i>	1997	124,000	164,000	Cwt	86.02	14,107,000
	1996	158,000	176,000	Cwt	80.40	14,181,000
<i>Hogs</i>	1997	2,730	6,000	Cwt	54.80	329,000
	1996	2,500	5,400	Cwt	52.00	282,000
<i>Fryers and Roasters</i>	1997	564,000	3,003,000	Lb	0.45	1,346,000
	1996	386,000	2,183,000	Lb	0.46	996,000
<i>Ostriches</i>	1997	5,860	---	---	---	1,810,000
	1996	4,700	---	---	---	1,405,000
<i>Misc.</i>	a/1997	---	---	---	---	121,000
	a/1996	---	---	---	---	87,000
TOTALS	1997	---	---	---	---	\$94,544,000
	1996	---	---	---	---	89,565,000

a/ Includes Game Birds for Meat and Other.

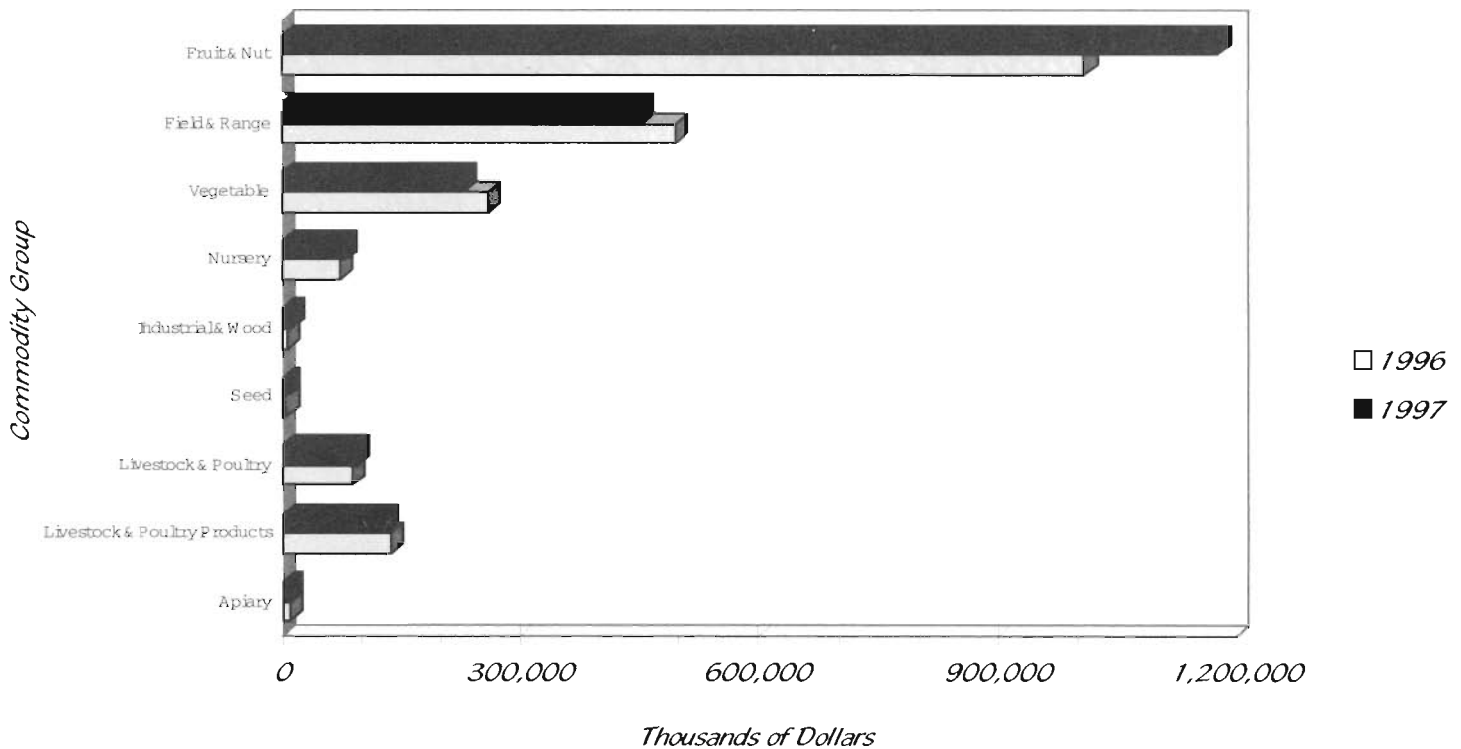
LIVESTOCK & POULTRY PRODUCTS - 1997

PRODUCT	YEAR	TOTAL PRODUCTION	UNIT	UNIT VALUE	TOTAL VALUE
<i>Milk, Market</i>	1997	9,005,000	Cwt	\$12.53	\$112,830,000
	1996	8,796,000	Cwt	13.47	118,481,000
<i>Milk, Manufacturing</i>	1997	---	Cwt	---	---
	1996	---	Cwt	---	---
<i>Manure</i>	1997	234,000	Ton	---	1,115,000
	1996	235,000	Ton	---	1,228,000
<i>Wool</i>	1997	1,555,000	Lb	0.80	1,244,000
	1996	1,728,000	Lb	0.82	1,417,000
<i>Other Livestock Products</i>	1997	---	---	---	15,305,000
	1996	---	---	---	14,810,000
TOTALS	1997	---	---	---	\$130,494,000
	1996	---	---	---	135,936,000

KERN COUNTY 1997 CROP REPORT - APIARY PRODUCTS

PRODUCT	YEAR	TOTAL PRODUCTION	UNIT	UNIT VALUE	TOTAL VALUE
Honey	1997	4,861,000	Lb	\$ 0.72	\$ 3,500,000
	1996	4,394,000	Lb	0.84	3,691,000
Beeswax	1997	608,000	Lb	1.65	1,003,000
	1996	549,000	Lb	2.50	1,373,000
Pollination	1997	168,000	Colony	37.17	6,244,000
	1996	170,000	Colony	33.20	5,647,000
Other Apiary Products	1997	---	---	---	197,000
	1996	---	---	---	197,000
TOTALS	1997	---	---	---	\$10,944,000
	1996	---	---	---	10,908,000

Kern County Value Comparison by Commodity Group 1996-1997



KERN COUNTY 1997 CROP REPORT - SUMMARY

COMMODITY	YEAR	HARVESTED ACRES	RANGE	TOTAL VALUE
<i>Fruit and Nut Crops</i>	1997	236,626	---	\$ 1,176,311,000
	1996	233,612	---	1,009,989,000
<i>Field Crops and Rangeland</i>	1997	497,981	2,215,181	454,026,000
	1996	538,648	2,167,484	495,373,000
<i>Vegetable Crops</i>	1997	101,535	---	229,673,000
	1996	92,486	---	259,697,300
<i>Nursery Crops</i>	1997	2,885	---	79,629,000
	1996	2,581	---	72,383,000
<i>Industrial and Wood Crops</i>	1997	---	---	11,624,000
	1996	---	---	8,050,000
<i>Seed Crops</i>	1997	2,860	---	5,678,000
	1996	2,257	---	5,923,000
<i>Livestock and Poultry</i>	1997	---	---	94,544,000
	1996	---	---	89,565,000
<i>Livestock and Poultry Products</i>	1997	---	---	130,494,000
	1996	---	---	135,936,000
<i>Apiary Products</i>	1997	---	---	10,944,000
	1996	---	---	10,908,000
TOTALS	1997	841,887	2,215,181	\$2,192,923,000
	1996	869,584	2,167,484	2,087,824,300
<i>Total value without timber</i>	1997			\$2,191,290,000
	1996			2,087,800,300

PEST PREVENTION AND CONTROL

Pest Eradication

Attempt to exterminate new and economically important pest species from a known infested area.

Pests under eradication include Citrus Tristeza Virus, Dalmatian Toadflax, Pink Bollworm, Halogeton, Harmel, Scotch Thistle and Spotted Knapweed.



Twenty five pests were intercepted at inspections conducted at Post Offices, FedEx, UPS, truck terminals, Express carriers, rail, airports, and retail stores.

Pest Exclusion

Attempt to prevent the introduction and spread of injurious plant pests and diseases into an area where it does not already occur.



Pest Detection

Systematic search for specific pests in urban, commercial, and high hazard areas to find pest introductions before they become generally distributed.

Three exotic pests were discovered in 1997. An Oriental Fruit Fly and a Gypsy Moth were trapped before they became established. Red Imported Fire Ants were discovered in Lost Hills.



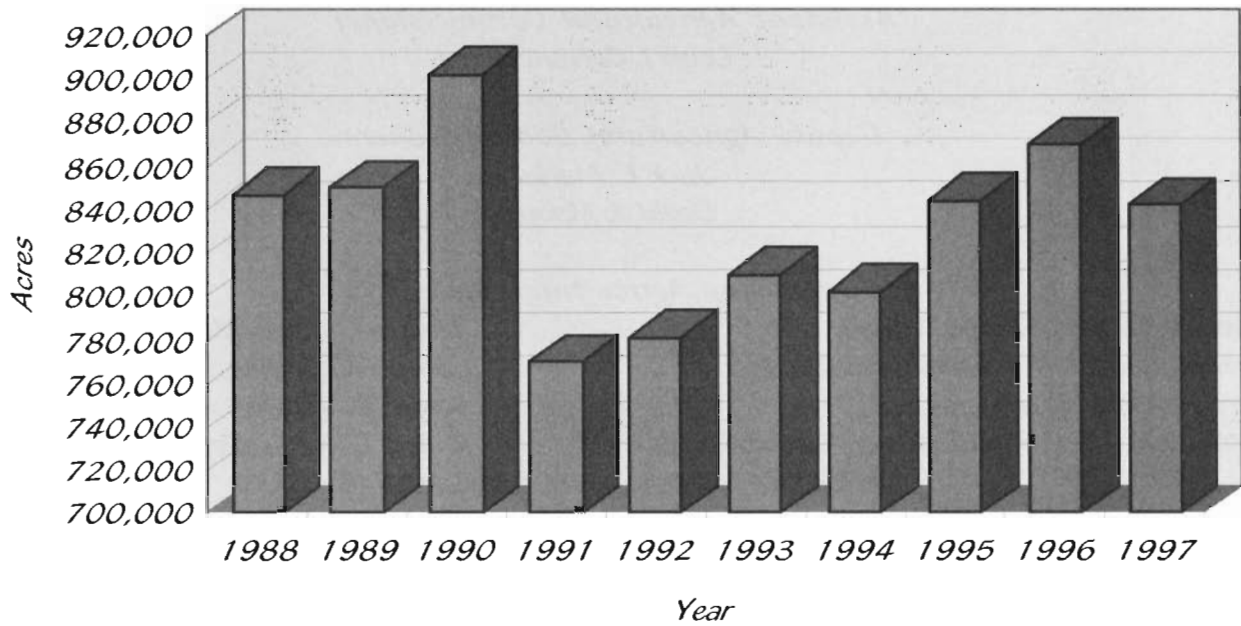
Nuisance pests include rodents and birds which cause crop loss and can carry disease. Hairy Weevils were released as a natural enemy (Biological Control) of Yellow Starthistle.

Pest Management

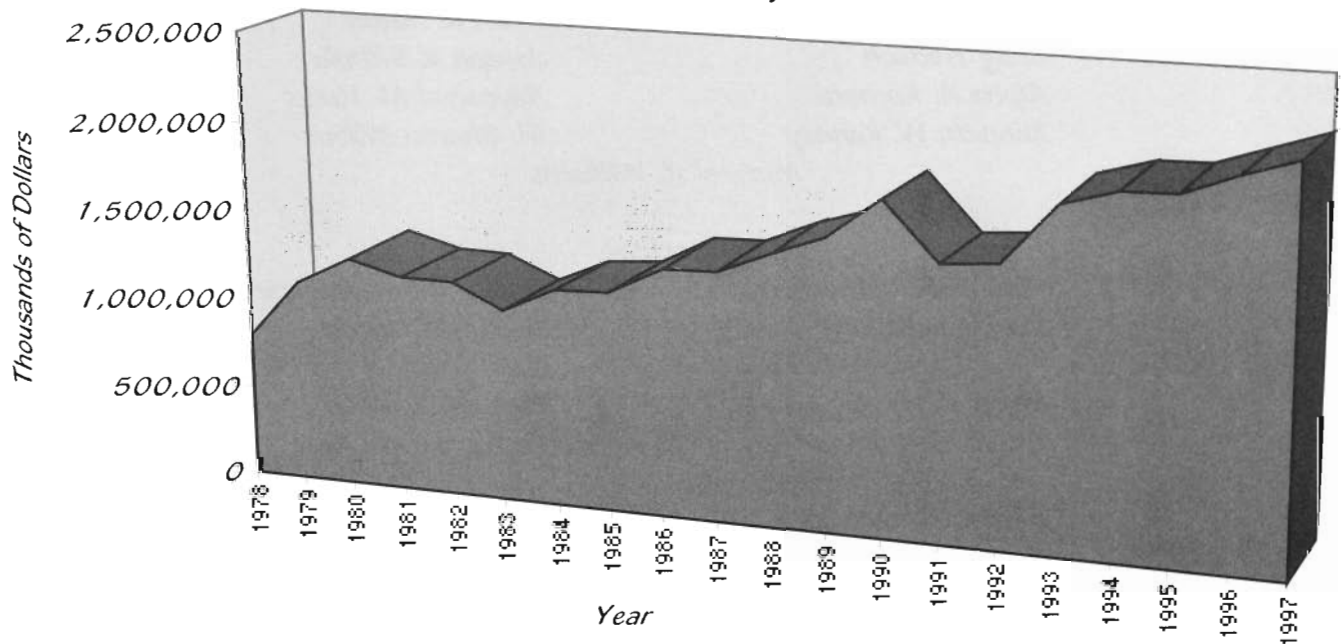
Attempt to manage nuisance pests by advising property owners or through the use of natural enemies.



Kern County Harvested Acres 1988-1997



Kern County Total Crop Value A 20 Year Comparison



*Kern County Agricultural Commissioner's Office
Personnel - 1997*

*Agricultural Commissioner
Theodore K. Davis*

*Assistant Agricultural Commissioner
Louie I. Cervantes*

*Deputy Agricultural Commissioners
Jack E. Marks
David J. Moore*

Supervising Agricultural Biologists

*Steven H. Groves, Shafter/Wasco
Calvin E. Langston, Edison/Bakersfield
Barry H. Marlett, Tehachapi
Matthew R. Peet, Pest Exclusion/Detection
Richard L. White, Fruit & Vegetable*

*Douglas I. Roye, Mettler
Samuel A. Vorhees, Delano/McFarland
Steven G. Watson, Arvin/Lamont
Robert L. Wegis, Pesticide Enforcement*

Agricultural Biologists

*Irene M. Acosta
Lanette M. Bankston
James A. Brackeen
Jacquelyn K. Bressler
Craig Foy
Edward W. Greynolds
Darin B. Heard
Nancy J. Holland
Craig Hudson
Alpha A. Kamara
Kenneth W. Kenney
Michael R. Williams*

*Myron K. Kimmel
Gary A. Klawitter
Marilou S. Lagasca
Cortney Lapp
Albert C. McCoy
Cerise K. Nettleton
G. Duane Orullian
Mark R. Sabin
Joseph V. Sithole
Raymond M. Valles
M. Sharon Wilbur*

Clerical

*Sharon S. Cornelison
Senior Secretary*

*Nancy L. Finzel
Typist Clerk III*

*Barbara McMillian
Data Entry Operator II*

*Bonita M. Christolear
Account Clerk IV*

*Kathryn F. Miller
Account Clerk III*

*Elizabeth A. Hall
Account Clerk II*

Crop Report compiled by:

*Gary A. Klawitter
Agricultural Biologist III*

*Cerise K. Nettleton
Agricultural Biologist II*

*Mark R. Sabin
Agricultural Biologist III*